

Transportation Challenges in Wisconsin

League of Wisconsin Municipalities
Urban Policy Forum
May 12, 2016

State Senator Howard Marklein



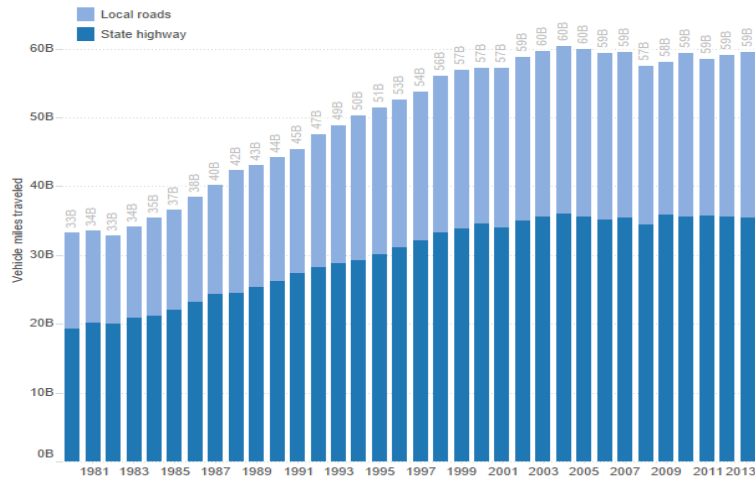
Transportation: Rough Road Ahead



How much are we driving?

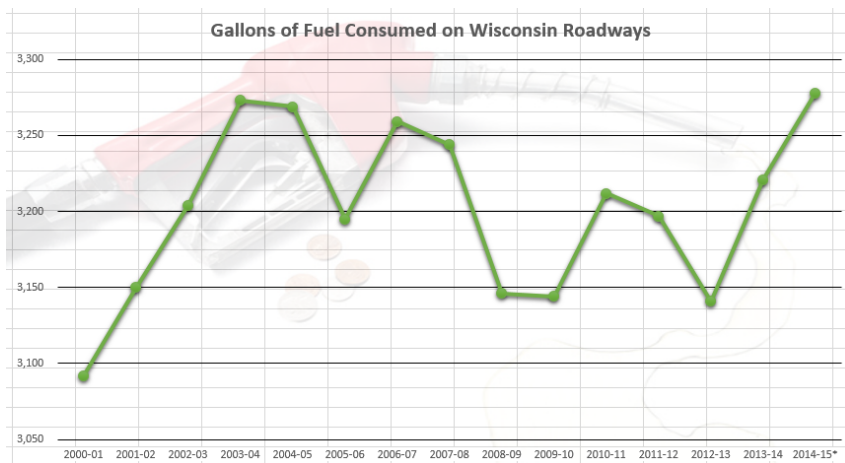
Miles driven on Wisconsin roads flattens out

Wisconsin reached a high of nearly 60.4 billion miles driven on its roads in 2004, but the growth stopped there.



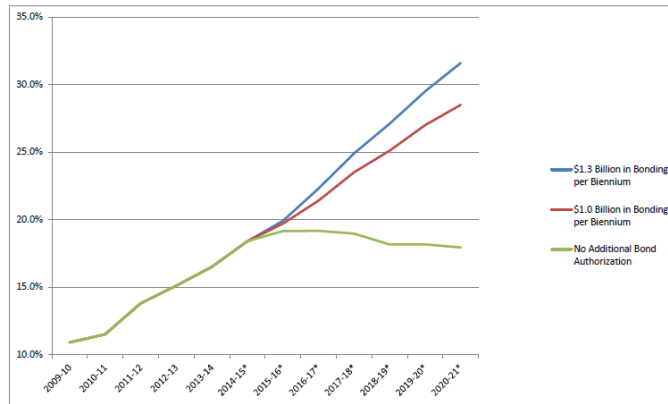
Source: Wisconsin Department of Transportation

How much fuel are we using?



Transportation Fund Debt Service

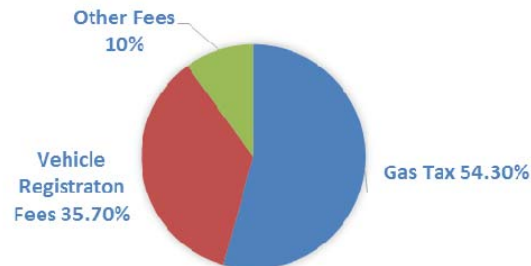
Debt Service as a Percent of Transportation Fund Revenue Under Various Bonding Scenarios



* Projected

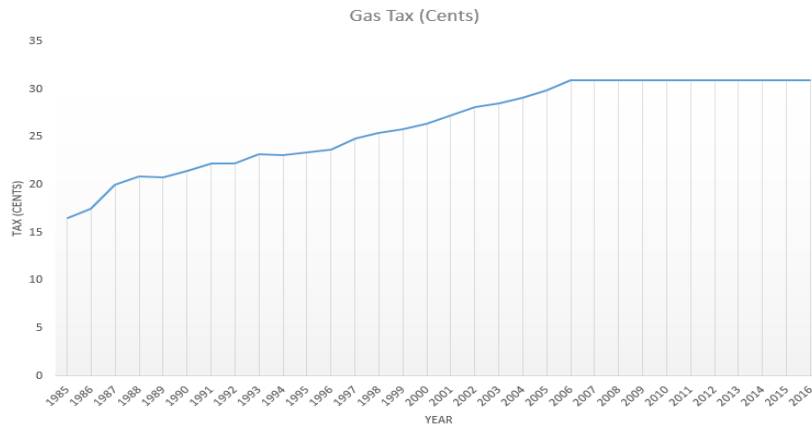
What supports transportation?

TRANSPORTATION FUNDING IN WISCONSIN

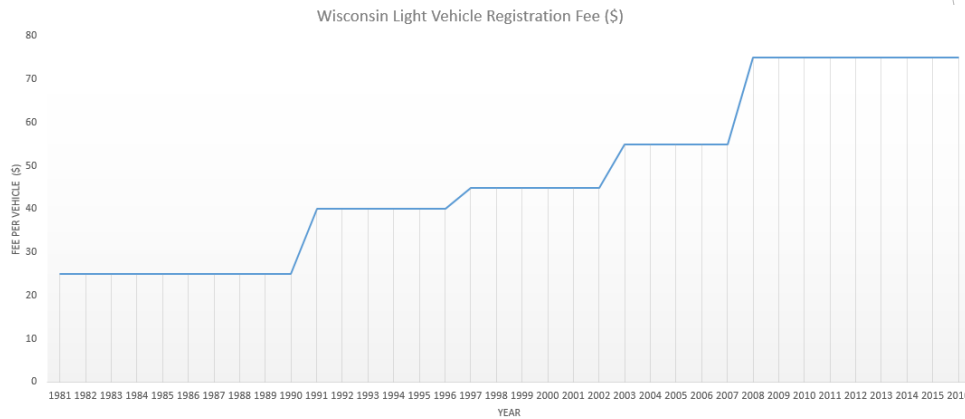


Gas Tax

- ▶ If indexing were still allowed, the current fuel tax rate would be 37.4¢ per gallon. Current rate is 30.9¢ per gallon, meaning a “gap” of 6.5¢ or \$196 million annually since 2006.



Vehicle Registration



Revenue options?

Additional Transportation Revenue Options

Options	2016-17 Estimated Additional Revenue (\$ Millions)
Increase motor vehicle fuel tax by 1 cent	\$30.3
Increase light vehicle registration fees by \$25	\$116.7
Create 3 cent per gallon petroleum fuel fee	\$108.3
Create 3 cent per gallon diesel fuel fee	\$24.1
Adjust motor vehicle fuel tax to reflect indexing	\$196

*Source: Department of Transportation

Roundabouts in Focus

- ▶ Number of roundabouts in Wisconsin statewide:
 - ▶ 2005: 7
 - ▶ 2015: 223
 - ▶ Wisconsin in top five nationally
- ▶ Installation costs:
 - ▶ Roundabouts: \$750,000 - \$1.5 million
 - ▶ Signalized intersections: \$750,000 - \$1.5 million



Questions?